



## Main

Range	TeSys
Product name	TeSys CAD
Product or component type	Control relay
Device short name	CAD
Contactor application	Control circuit

## Complementary




Utilisation category	AC-14 AC-15 DC-13
Pole contact composition	5 NO
[Ue] rated operational voltage	$\leq 690$ V AC 25...400 Hz
Control circuit type	DC low consumption
Control circuit voltage	24 V DC
[Uimp] rated impulse withstand voltage	6 kV conforming to IEC 60947
[Ith] conventional free air thermal current	10 A at $\leq 60$ °C
Irms rated making capacity	140 A AC conforming to IEC 60947-5-1 250 A DC conforming to IEC 60947-5-1
[Icw] rated short-time withstand current	100 A 1 s 120 A 500 ms 140 A 100 ms
Associated fuse rating	10 A gG conforming to IEC 60947-5-1
[Ui] rated insulation voltage	690 V conforming to IEC 60947-5-1 600 V certifications UL 600 V certifications CSA
Mounting support	Plate Rail
Connections - terminals	Screw clamp terminals 1 cable(s) 1...4 mm <sup>2</sup> - cable stiffness: flexible - without cable end Screw clamp terminals 2 cable(s) 1...4 mm <sup>2</sup> - cable stiffness: flexible - without cable end Screw clamp terminals 1 cable(s) 1...4 mm <sup>2</sup> - cable stiffness: flexible - with cable end

	Screw clamp terminals 2 cable(s) 1...2.5 mm <sup>2</sup> - cable stiffness: flexible - with cable end Screw clamp terminals 1 cable(s) 1...4 mm <sup>2</sup> - cable stiffness: solid - without cable end Screw clamp terminals 2 cable(s) 1...4 mm <sup>2</sup> - cable stiffness: solid - without cable end
Tightening torque	1.2 N.m - on screw clamp terminals - with screwdriver Philips No 2 1.2 N.m - on screw clamp terminals - with screwdriver flat Ø 6 mm
Control circuit voltage limits	0.1...0.25 Uc drop-out 0.7...1.25 Uc operational
Operating time	65...88 ms coil energisation and NO closing 14...25 ms coil de-energisation and NO opening
Mechanical durability	30 Mcycles
Operating rate	180 cyc/mn
Time constant	40 ms
Inrush power in W	2.4 W at 20 °C
Hold-in power consumption in W	2.4 W at 20 °C
Minimum switching voltage	17 V
Minimum switching current	5 mA
Non-overlap time	1.5 ms on de-energisation (between NC and NO contact) 1.5 ms on energisation (between NC and NO contact)
Insulation resistance	> 10 MOhm
Mechanical robustness	Shocks control relay open 10 Gn for 11 ms IEC 60068-2-27 Shocks control relay closed 15 Gn for 11 ms IEC 60068-2-27 Vibrations control relay open 2 Gn, 5...300 Hz IEC 60068-2-6 Vibrations control relay closed 4 Gn, 5...300 Hz IEC 60068-2-6
Height	77 mm
Width	45 mm
Depth	93 mm
Product weight	0.58 kg

## Environment

Standards	VDE 0660 IEC 60947-5-1 NF C 63-140 BS 4794 EN 60947-5
Product certifications	CSA UL
IP degree of protection	IP2x conforming to VDE 0106
Protective treatment	TH conforming to IEC 60068
Ambient air temperature for operation	-40...70 °C
Ambient air temperature for storage	-60...80 °C
Operating altitude	3000 m without derating in temperature

## Offer Sustainability

Sustainable offer status	Green Premium product
RoHS (date code: YYWW)	Compliant - since 0627 - Schneider Electric declaration of conformity  <a href="#">Schneider Electric declaration of conformity</a>
REACH	Reference not containing SVHC above the threshold <a href="#">Reference not containing SVHC above the threshold</a>
Product environmental profile	Available  <a href="#">Product environmental</a>
Product end of life instructions	Available  <a href="#">End of life manual</a>

## Contractual warranty

Warranty period	18 months
-----------------	-----------